

A red, multi-pointed starburst graphic with a white outline, positioned on the left side of the slide. It has several points of varying lengths, creating a dynamic, energetic shape.

**Red Tasks
PowerPoint**

MATHS

The focus for Maths this week is continuing with Measurements.

This week in maths we are going to be sticking with measurements and like the rest of the children in Year 2, we will still be looking at time. Our main objects that we want you to focus on over the week are:

- Being able to identify day and night time.
- Knowing the days of the week in the correct order.
- For children to order activities they do in their day for example knowing that breakfast comes before brushing their teeth.

Activities that you might want to do to help you reach these goals could be:

Drawing pictures of something your child does in the day time (maybe this is going for a walk or watching TV) and then something they do at night time (like reading a story book in bed or sleeping).

You may also want to find some different objects from around the house for your child to sort into a night time group and a day time group. The objects might include: shoes, a drinking cup, pillow, PJ's, a teddy bear, pencils and a story book.

The days of the week on different pieces of paper and getting your child to order these in the right order. You might want to turn this into a game so you take it in turns. You might order some for them and get your child to fill in the blanks.

To challenge your child a little further you might want to use the days of the week as spellings this week.

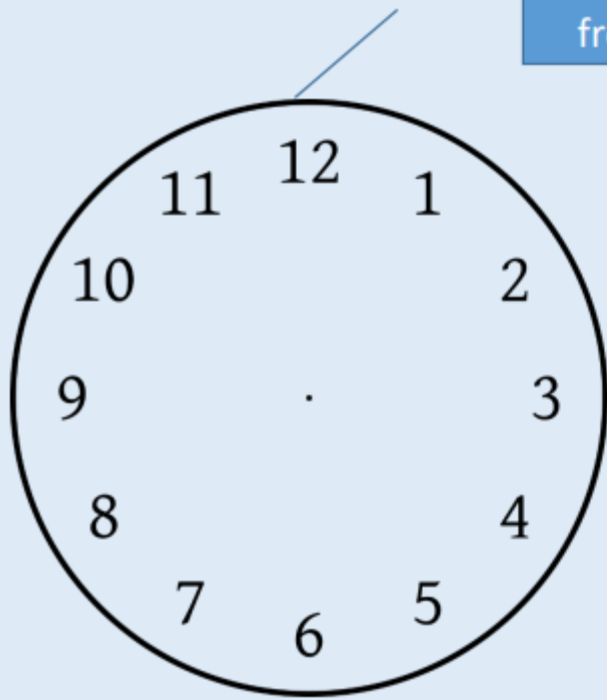
Draw some pictures that represent different points of their day on different pieces of paper and then get your child to order them.

In school we have a visual time table, this is a list of what we are doing throughout the day with a picture attached to it. You might want to create one of these for home.

If you find that your child has achieved all of the bullet points you may want to challenge them to start telling the time with a clock. Some slides to help start you off are attached in the PowerPoint.

MATHS

Here is a clock without any hands. Notice how the numbers go from 1 to 12. This is because in time, we go from 1 o'clock to 12 o'clock.

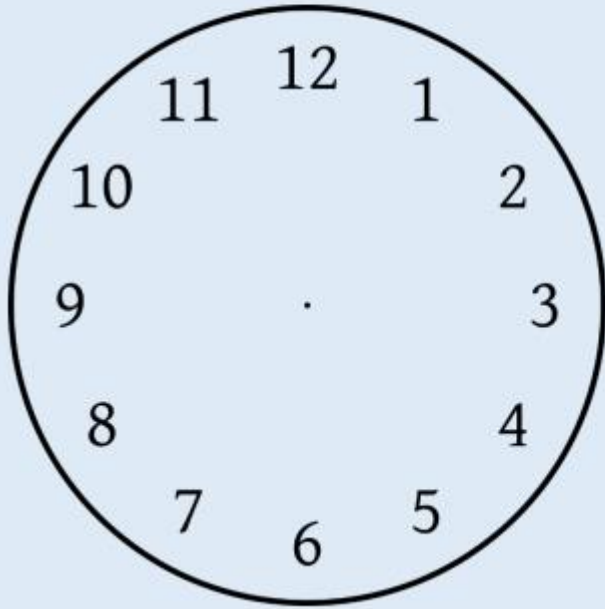


Imagine the time being shown on a number line. Here the hand is pointing somewhere at 3 o'clock. What time will it be in 2 hours time? What time will it be in 3 hours time? What happens when we get to 12 o'clock? Does time stop?



MATHS

1 2 3 4 5 6 7 8 9 10 11 12

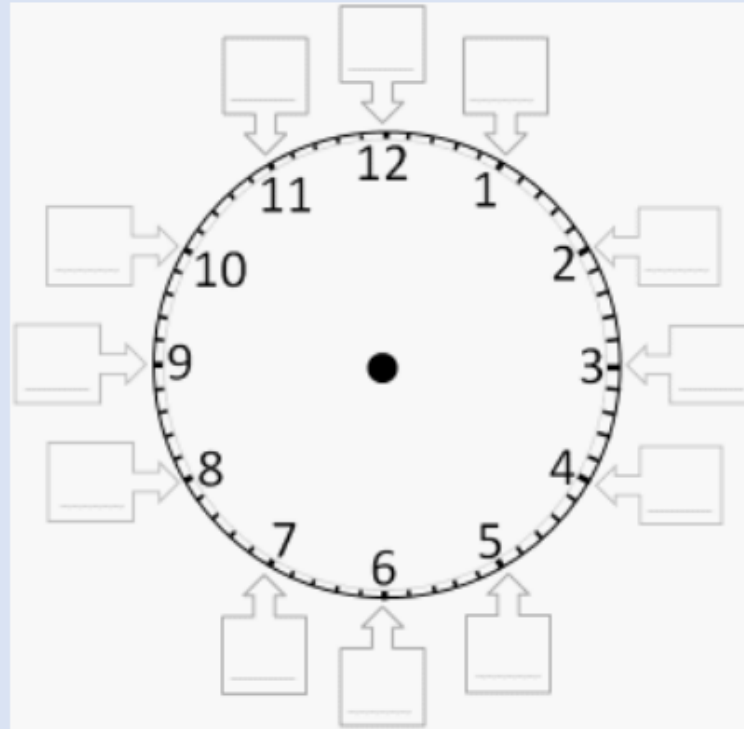


No the time doesn't stop at 12. It goes back to 1!

Because the time goes back to 1 after 12, a clock is a number line made into a circle, so it can keep going round, back to 1 after 12.

MATHS

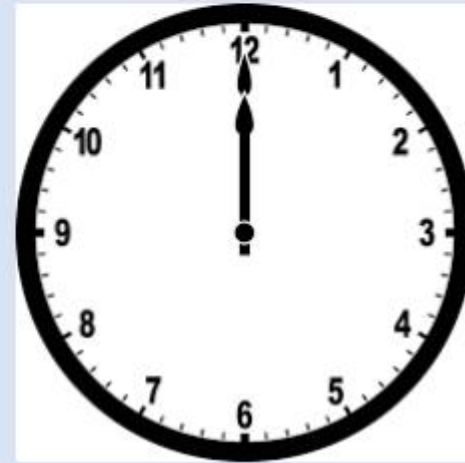
In one hour, the hour hand (the little hand) moves from one number to the next. Let's practise counting around the clock. Don't forget to start at 1 o'clock!



MATHS

Now, let's look at the clock with hands on! Today, we are going to be looking at hour hand (the little hand). When it is o'clock, for any hour, the big hand will always point at the 12.

What time is shown on the clocks below?



MATHS

Task 1

What time is shown on the clock's below?



Draw the times on the clocks below.

5 o'clock



1 o'clock





This week in writing, we will be looking at choosing from a bank of words to create a simple sentence. We use these a lot at school as they help us with words we think are a bit tricky to spell. To start you off I have created a word bank which link to some pictures from important objects you might find in London. Use the words in the word bank and your common exception words to write your simple sentence.

Challenge - can you improve your sentence to include an adjective?

The bus is big. The red bus is big.

You can create word banks for anything so pick a topic you enjoy, think of words to go into your word bank and write some simple sentences.

Year 1 Common Exception Words

the	is	no	one
a	his	go	once
do	has	so	ask
to	I	by	friend
today	you	my	school
of	your	he	put
said	they	there	push
says	be	where	pull
are	he	love	full
were	me	come	house
was	he	some	out

twinkl www.twinkl.co.uk

Word Bank

clock red in where
bus under
is boat queen big bridge lives



For example

The clock is big.



Word Bank

big red in where
bus under clock
is boat queen bridge lives river



Word Bank

big red in where
bus under clock
is boat queen bridge lives



Word Bank

big red in where
bus under clock
is boat queen bridge lives



Word Bank

big red in where
bus under clock
is boat queen bridge lives



Word Bank

big red in where
bus under clock
is boat queen bridge lives

Reading

For Reading this week we want you to concentrate on your letter sounds. Attached on the slides are letter sounds for you to concentrate on. If you are a little stuck on how some of these initial sounds sound, then this link might be able to provide you with some support.

<https://www.youtube.com/watch?v=s60iU2h3sUI>

For those children at the end of the skills ladder they might want to try something a little trickier. On the next slide are some 4 and 5 letter words. Use your knowledge of letter sounds to read the words on the page.

Your spellings this week are:

chunk

Think

Ship

Chick

Tooth

These spellings include some of your key consonant sounds. Don't forget to try and spell your days of the week too!

a	b	c	d	e	f	g	h	i
j	k	l	m	n	o	p	q	r
s	t	u	v	w	x	y	z	ai
ar	ch	ck	ee	er	ff	ll	qu	ng
oa	oi	oo	or	ow	sh	ss	th	ur
zz	air	ear	igh	ure				

chip	farm	shop	for	thin	then
hurt	ring	cow	rain	coin	feet
dear	night	fair	boat	sure	boot
look	shut	ship	fish	dash	mash
shell	hiss	stop	such	much	right
chin	than	can	cash	rash	rang

Spellings for week beginning 8.6.2020

think

chunk

Ship

Chick

Tooth

These spellings include some of your
key consonant sounds.